



Dynamic Force Sensors

Conduct Impact and Cyclic Compression and Tension Measurements for Testing, Monitoring, and Process Control Requirements

Highlights

- Piezoelectric Quartz Sensing Technology
- ICP® and Charge Output Styles
- High Stiffness - No Moving Parts
- Single Axis and Multi-Component Styles
- High Ranges
- NIST Traceable, A2LA Accredited Calibration



Dynamic Force Sensors

Measuring dynamic forces with piezoelectric quartz sensors permits accurate capture of fast, transient forces associated with manufacturing processes and product testing. Unlike strain gage sensors that are suitable for slow changing or static loads, quartz dynamic force sensors possess the endurance to survive, and the response necessary, to quickly and accurately follow fast-rising, short-duration crimping, stamping, punching, and impact events.




In addition to the wide array of sensors that accommodate a multitude of measurement tasks, a comprehensive assortment of signal conditioning equipment is offered to complete the measurement chain. When complemented with today's powerful data acquisition equipment and control software, creation of a complete, automated monitoring system is easily achievable.

All sensors are designed and manufactured in an ISO 9001 certified facility and provided with A2LA accredited calibration with traceability to N.I.S.T.

As with all equipment from PCB®, these sensors are complemented with toll-free applications assistance, 24-hour customer service, and are backed by a no risk policy that guarantees satisfaction or your money refunded.

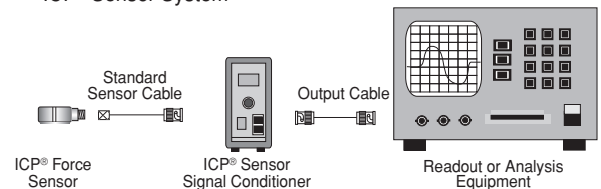


Dynamic Force Sensors

Style	General Purpose	Ring	Link
Typical Appearance			
Series / Models	ICP® Series: 208 Charge Output Series: 218	ICP® Series: 201 to 207 Charge Output Series: 211 to 217	CP® Series: 221 to 227 Charge Output Series: 231 to 237
Capacities	10 lb to 5000 lb Compression 45 N to 22k N Compression 10 lb to 500 lb Tension 45 N to 2200 N Tension	10 lb to 100k lb Compression 45 N to 450k N Compression	10 lb to 50k lb Compression 45 N to 220k N Compression 10 lb to 30k lb Tension 45 N to 130k N Tension
Applications	<ul style="list-style-type: none"> Tensile Testing Fatigue Testing Drop and Impact Testing Material Testing Mechanical Impedance Biomechanics Modal Analysis Force Input 	<ul style="list-style-type: none"> Clamping and Pinching Roll Nip Profiles Balancing Tablet and Punch Presses Material Testing Machinery Studies Stamping 	<ul style="list-style-type: none"> Push-rod Testing Forming Press Force Monitoring Tensile Testing Force Controlled Vibration Materials Testing Machines Machine Process Monitoring
Mounting	<ul style="list-style-type: none"> 10-32 Tapped Holes Supplied Mounting Studs Supplied Impact Cap 	<ul style="list-style-type: none"> Supplied Mounting Stud Through Bolt 	<ul style="list-style-type: none"> Tap Threaded Hole, Both Ends 3/8-24 to 1 1/4-12
Features	<ul style="list-style-type: none"> Stainless Steel Construction Hermetically Sealed Flexible Mounting Low Deflection Compact ICP® and Charge Output Models Axial or Radial Connector Models 	<ul style="list-style-type: none"> Stainless Steel Construction Hermetically Sealed Low Weight Low Deflection ICP® and Charge Output Models 	<ul style="list-style-type: none"> Stainless Steel Construction Hermetically Sealed Factory Preloaded Low Deflection ICP® and Charge Output Models
Performance	<ul style="list-style-type: none"> Amplitude Linearity: 1% FS Upper Freq. Limit: 36k Hz 	<ul style="list-style-type: none"> Amplitude Linearity: 1% FS Upper Freq. Limit: 35k to 90k Hz 	<ul style="list-style-type: none"> Amplitude Linearity: 1% FS Upper Freq. Limit: 4000 to 15k Hz





Typical Measurement System

ICP® Sensor System



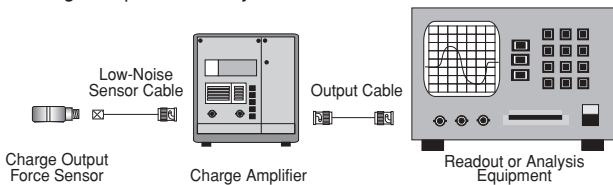
Please consult factory to discuss your particular dynamic force measurement application and to request certified documents prior to designing mounting hardware.



Impact	Three Component Rings	Strain	Penetration
			
ICP® Series: 200 Charge Output Series: 210 10 lb to 50k lb Compression 45 N to 220k N Compression	ICP® Series: 260A01 to A03 Charge Output Series: 260A11 to A13 Fz: 1000 lb (4500 N) to 10k lb (45k N) Fx: 500 lb (2200 N) to 4000 lb (18k N) Fy: 500 lb (2200 N) to 4000 lb (18k N)	ICP® Series: M240 50 µε to 300 µε	ICP® Series: 208 100 lb to 5000 lb Compression 450 N to 22k N Compression 500 lb Tension (Select Models) 2200 N Tension (Select Models)
<ul style="list-style-type: none"> Impact Measurements Crash Testing Punch and Tablet Presses Package Drop Testing Stamping Metal Forming 	<ul style="list-style-type: none"> Force Limited Vibration Testing Cutting Tool Forces Force Dynamometers Engine Mount Analysis Biomechanics Research Modal Analysis Impact Testing 	<ul style="list-style-type: none"> Press Force Monitoring Indirect Force Measurement Monitoring Safety and Reliability 	<ul style="list-style-type: none"> Material Strength Testing Drop Testing Polymer and Plastics Testing Penetration Testing Injection Molded Specimen Testing
<ul style="list-style-type: none"> Supplied Mounting Stud Supplied Impact Cap 	<ul style="list-style-type: none"> Supplied Mounting Stud Through Bolt 	<ul style="list-style-type: none"> M6 x 1 mm Mounting Screw 	<ul style="list-style-type: none"> Supplied Impact Cap
<ul style="list-style-type: none"> Stainless Steel Construction Hermetically Sealed Long Cycle Life High Frequency Response High Overload ICP® and Charge Output Models 	<ul style="list-style-type: none"> Stainless Steel Construction Hermetically Sealed Compact Simultaneous Measurement in Fx, Fy, Fz axes ICP® and Charge Output Models 	<ul style="list-style-type: none"> Compact Size Easy Installation Rugged, Sealed Construction Stainless Steel Housing 	<ul style="list-style-type: none"> Stainless Steel Construction Sealed
<ul style="list-style-type: none"> Amplitude Linearity: 1% FS Upper Freq. Limit: 30k to 75k Hz 	<ul style="list-style-type: none"> Amplitude Linearity: 1% FS Cross Talk Fx to Fy: ± 3% Cross Talk Fx or Fy to Fz: ± 5% Upper Freq. Limit: 39k to 90k Hz 	<ul style="list-style-type: none"> Amplitude Linearity: 2% FS 	<ul style="list-style-type: none"> Amplitude Linearity: 1% FS Upper Freq. Limit: 18k to 25k Hz

Systems for Dynamic Force Sensors

Charge Output Sensor System



When weighing or measuring load, request information on our complete line of strain gage load cells for general purpose and fatigue-rated use.



Series 484 Line-Powered, DC Coupled, ICP® Sensor Signal Conditioners

Condition ICP® sensors and provide a DC coupled signal path for long duration, quasi-static measurements.

- Selectable AC or DC coupled signal path
- Versions offering gain x1, x10, x100
- Versions offering clamped zero output for applications involving repetitive pulse inputs
- Convenient, line-powered, benchtop styles
- Supports calibration requirements as well as punching, crimping, and stamping operations



Series 421A10 Industrial Charge Amplifiers

Condition charge output piezoelectric sensors in demanding, harsh environments.

- Choice of 1, 2, or 3 channels
- Rugged, surface mountable, sealed aluminum enclosures
- Three-user, selectable input ranges for each channel
- Electronic reset capability
- Long discharge time constant for quasi-static and low frequency measurements



Series 440 Modular Signal Conditioners

Mix and match modules into a variety of chassis to achieve the functions and number of channels desired.

- Modules for conditioning ICP® and charge output sensors
- AC or DC coupled options
- Expands as needs grow
- Line or battery powered



Series 480 Battery Powered, ICP® Sensor Signal Conditioners

For portable measurement and testing applications.

- Unity or variable gain versions
- Powered by standard 9 VDC batteries
- Rechargeable option
- AC power adaptor option



3425 Walden Avenue, Depew, NY 14043-2495 USA

Toll-Free in USA 800-828-8840

24-hour SensorLineSM 716-684-0001

Fax 716-684-0987 E-mail info@pcb.com

Web Site www.pcb.com

AS9100 CERTIFIED ■ ISO 9001 CERTIFIED ■ A2LA ACCREDITED to ISO 17025

© 2010 PCB Group, Inc. In the interest of constant product improvement, specifications are subject to change without notice. PCB, ICP, Modally Tuned, Spindler, Swiveler and TORKDISC are registered trademarks of PCB Group. SoundTrack LXT, Spark and Blaze are registered trademarks of PCB Piezotronics. SensorLine is a service mark of PCB Group. All other trademarks are property of their respective owners.

TM-FTQ-DynamicForce-0110

Printed in U.S.A.

PCB® Piezotronics Test & Measurement Force, Strain and Torque product offering includes piezoelectric and strain gage force sensors, load cells, and torque sensors for research & development, process monitoring, assembly force control, end-of-line quality check requirements and general component test. Additional Test & Measurement products include sensors for acoustics, pressure, acceleration, shock, vibration, and supporting electronics. PCB® products are backed by our **Total Customer Satisfaction** policy, which guarantees your satisfaction or your money refunded.

Visit www.pcb.com to locate your nearest sales office